




NEWS AND INFORMATION FOR WIRE BELT CUSTOMERS

DECEMBER 2018



**Focus on
Honeycomb Conveyor Belting**

PRODUCT FOCUS:

Honeycomb Conveyor Belting



Q & A HONEYCOMB CONVEYOR BELTING

What is Honeycomb conveyor belt?

Honeycomb belting, also known throughout the industry as Flat Wire belting, is a straight-running belt with an extremely high strength-to-weight ratio. It is available in a wide variety of aperture configurations to suit applications as diverse as casting, baking, drainage and packaging.

Honeycomb is constructed from formed flat wire strips connected by cross rods running through the width of the mesh. The rods are finished with either welded button edges or hooked edges.

What benefits can this belt offer?

It is a strong, lightweight, positively driven belt. A large open area makes this belt particularly suitable for processes such as washing, drying, cooling, cooking.

- Open mesh construction for quick drainage and free air circulation
- Flat carrying surface
- Easily cleaned
- Easily joined
- Economical
- High strength to weight ratio
- Positive sprocket drive

Where is Honeycomb commonly used?

- Baking
- Cooling
- Washing
- Canning
- Recycling
- Weed Clearing

What material is Honeycomb available in?

- Stainless Steel 1.4301 (304)
- Stainless Steel 1.4401 (316)
- Stainless Steel 1.4541 (321)**
- Stainless Steel 1.4828**
- Mild Steel
- Galvanised Mild Steel

** Limited specifications available.

How is Honeycomb conveyor belting supported / driven?

Honeycomb belt is being driven slipfree by using sprockets.

For the idler shaft blanks may be used. As an option, free rotating sprockets can be placed in the belt edge area in order to improve belt tracking.

The drive should pull the belt in the upper loaded segment.

For belt support guide rails, UHMW-PE or steel should be used.

TECH TIP



Ensure the teeth engage with the cross rod

Installation

Before installing a new belt, always check the conveyor structure;

- Shafts to be at 90° to direction of travel and horizontal.
- Rollers to be free to rotate.
- Sprockets to be correctly positioned and aligned.
- Belt supporting surfaces are smooth and level. Check that there are no parts of the structure that can catch the belt.
- If a take-up mechanism is fitted, ensure that it is functioning correctly.

Drive Components

Drive sprocket teeth should be located in ODD-numbered apertures across the belt width, to ensure that the teeth engage with the cross rod.

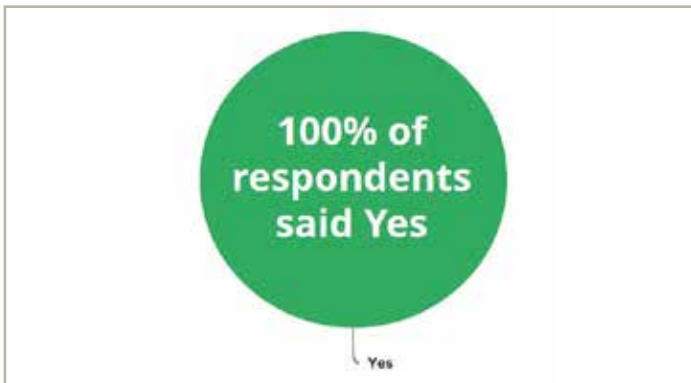
Idler sprocket teeth should be located in EVEN-numbered apertures across the belt width for the same reason.

By engaging the sprocket teeth with the cross rod, the flat-wire is protected from deformation.

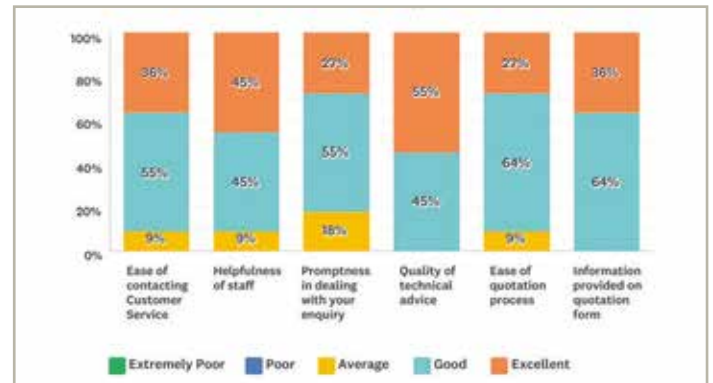
Customer Survey Results

We recently carried out our yearly customer survey with very positive results;

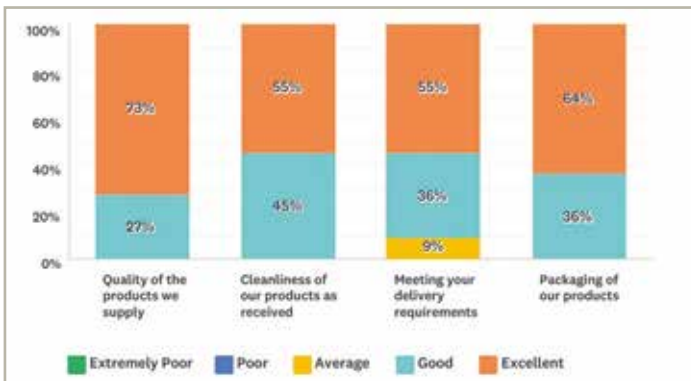
Would you go out of your way to recommend Wire Belt products to others?



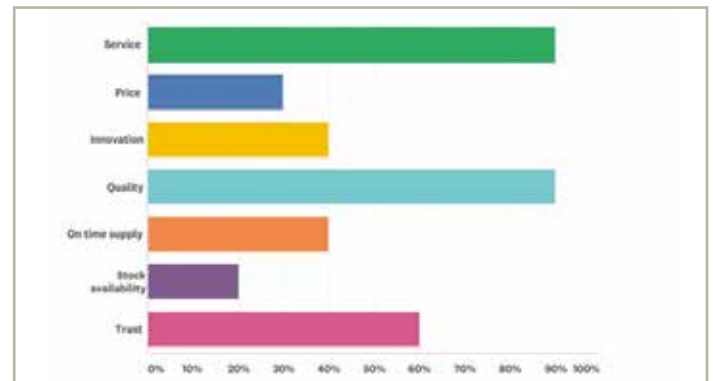
Based on your experience, please rate our customer service performance in the following areas;



Rate your experience in relation to our products;



Why do you buy from Wire Belt?



The information provided from the results of our survey will give us considerable assistance and help us to continue to further improve our products and the way we do business with our customers.

Exhibitions 2018


Exhibitions Wire Belt attended and supported its distributors at around the world this year included;



Wire Belt at Gulfood, Dubai



Ross Higgs, Wendy Thrower and Ben Thomason, Gulfood, Dubai



Wire Belt at Seafood Processing, Belgium



Afther Eurobelt at Hispack, Spain



Pan-Bro Agenzie at Ipack Ima, Italy

Wire Belt Contacts

Customer Service Team, for your quotations and orders:

Jo-Anne Spokes
Sylvina Clemons
Sarah Hill
Kim Jarvis

Export

Sophie Risbridger – Export Administrator
Haby Kamara – Export Sales Manager

Technical Sales Team

Ben Thomason
– Senior Technical Sales Engineer
Robert Deane – Technical Sales Engineer

John Warters – Consulting Technical Sales Engineer & Middle East Development
Ian Hobling – UK Sales Engineer
Michael Wiesner – UK Sales Engineer

Sales & Marketing

Wendy Thrower – Marketing Coordinator
Ross Higgs – Sales & Marketing Manager

Accounts Team

Tim Keevil – Accountant
Sam Donnelly – Assistant Accountant



© 2018 Wire Belt Company Limited • Castle Road, Eurolink Industrial Centre, Sittingbourne, Kent, ME10 3RF

Registered in England No. 716510 | Registered Office and Factory as above.
An ISO 9001 Registered Company.

Phone: +44 (0) 1795 421771 | Fax: +44 (0) 1795 428905

Wirebelt® is a registered trademark of Wire Belt Company Ltd.



Wire Belt Company Limited publishes LiveWire for its customers. Your feedback is always welcome. Contact us by:

Tel: +44 (0) 1795 421771

Fax: +44 (0) 1795 428905

E-mail: sales@wirebelt.co.uk
or visit www.wirebelt.co.uk