


# CORDWEAVE CONVEYOR BELTS

SMOOTH CARRYING SURFACE

---

[WWW.WIREBELT.CO.UK](http://WWW.WIREBELT.CO.UK)





ALSO KNOWN AS COMPOUND BALANCED BELTING

# CORDWEAVE CONVEYOR BELTS

---


Cordweave belts offer an extremely close and flat mesh for applications where very small items are being conveyed. Cordweave also provides a uniform heat transfer across the belt due to its high density and smooth carrying surface. These characteristics make Cordweave a popular choice in a wide variety of applications, ranging from biscuit baking to sorting small mechanical components.

Also known within the industry as “Compound Balanced (CB)” belting, Cordweave belt is essentially a Balanced Spiral belt which has multiple spirals and cross rods per pitch, effectively creating a “belt within a belt”. This compound structure closes up the apertures within the belt, giving Cordweave its characteristic high density and flat surface.

By offering a flat carrying surface with little open area, Cordweave is a popular choice for applications as diverse as bottle-annealing to baking small snack products. Cordweave is particularly popular in baking applications as its high-density construction ensures a uniform heat transfer through to the product.

Cordweave is commonly supplied in Grade 304 Stainless Steel and high carbon steel; however other materials are available upon request. Drive is applied by use of friction rollers, with chain edge variants being available by special request. For applications requiring product elevation or separation, Cordweave can also be supplied with cross flights and side plates specific to your requirements.





## CORDWEAVE CONVEYOR BELTS

### TYPICAL APPLICATIONS

---

- Transport
  - Cooking
  - Heating
  - Drying
  - Cooling
  - Baking
  - Annealing
  - Elevating
  - De-Elevating
- Other Specialised Belt Applications
    - Rice Handling
    - Swarf Conveyors
    - Heat Treating of Small Fasteners
    - Furnace Curtain
    - Sintering of Powdered Metal Components
    - Electro-Plating
    - Accumulation Tables
    - Seed Drying



# CORDWEAVE CONVEYOR BELTS

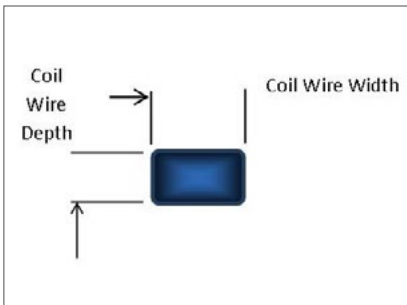
## BELT DATA

### BELT MESH TYPES



#### STANDARD CORDWEAVE

The standard assembly consists of alternating left- and right-hand coils with each coil interconnecting with the next by means of a number of cross wires through each coil. The introduction of added cross wires through each coil allows for the close meshing of adjacent coils in both the width and length. With loose assembly Cordweave belts it may be necessary to supply the cross wires with a crimped form (as per Balanced Spiral weave belts) to ensure nesting of the coil wires. In this format both coil and cross wires are of round section.



#### FLAT WIRE COIL ALTERNATIVES


The mesh specifications are also available with coil wires manufactured using a flattened wire. These styles are most useful to gain more surface area when handling small base area products. When identifying the coil wire it is important to confirm the cross-section dimensions.

### BELT EDGE AVAILABILITY



#### WELDED EDGE

Due to the close meshing of both the crimp and cross wire, welded is the standard available type of edge finish.



#### CHAIN EDGE DRIVEN SPECIALTY MESH

This style of belt incorporates the basic mesh above but is specially fitted with chain edges to ensure positive drive and tracking. With this assembly the edge chain is the drive medium with the mesh being pulled through the circuit. It is limited to small range of mesh options and in most cases incorporates extended coils at the cross rod join position. Due to its method of assembly this belt is less economic than the plain friction driven style.

### METHODS OF DRIVE

- Friction Driven
  - Simple Circuit
  - Snub Pulley Circuit
- Special Chain Edge Drive

For more information contact our Technical Sales Engineers or take a look at our website.

## AVAILABLE BELT SPECIFICATIONS

The table below is an extract of available meshes and shows the more common specifications:

Specification Coding	Coil Pitch Across Width (mm)	Coil Wire Dia (mm)	Cross Wire Pitch Down Length (mm)	Cross Wire Dia.(mm)	Number of Cross Wires per Coil. (mm)
CORD3 60-18-100-18	5.08	1.22	3.05	1.22	3
CORD4 30-14-60-12	10.16	2.03	5.08	2.64	4
CORD4 72-20-136-18	4.24	0.91	2.24	1.22	4
CORD4 36-16-84-16	8.47	1.63	3.63	1.63	4
CORD4 48-18-108-18	6.35	1.22	2.82	1.22	4
CORD5 35-17F-90-16	8.71	1.6 x 1.3*	3.39	1.63	5

\*Nominal size.

More specifications are available. Please contact our Technical Sales Engineers for more information.


## MATERIAL AVAILABILITY (MESH ONLY)

Material	Maximum Wire Operating Temperature °C
Carbon Steel (40/45)	550
Galvanised Mild Steel	400
Chrome Molybdenum (3% Chrome)	700
304 Stainless Steel (1.4301)	750
321 Stainless Steel (1.4541)	750
316 Stainless Steel (1.4401)	800
316L Stainless Steel (1.4404)	800
314 Stainless Steel (1.4841)	1120 (Avoid use at 800-900°C)
37/18 Nickel Chrome (1.4864)	1120
80/20 Nickel Chrome (2.4869)	1150
Inconel 600 (2.4816)	1150
Inconel 601 (2.4851)	1150

For high temperature applications consult with our Technical Sales Engineers for the most suitable wire grade as wire strength reduces at elevated temperatures.



Distributed by:



Our policy is one of continuous improvement and we reserve the right to change specifications at any time and without notice, or modify these to suit manufacturing processes.

