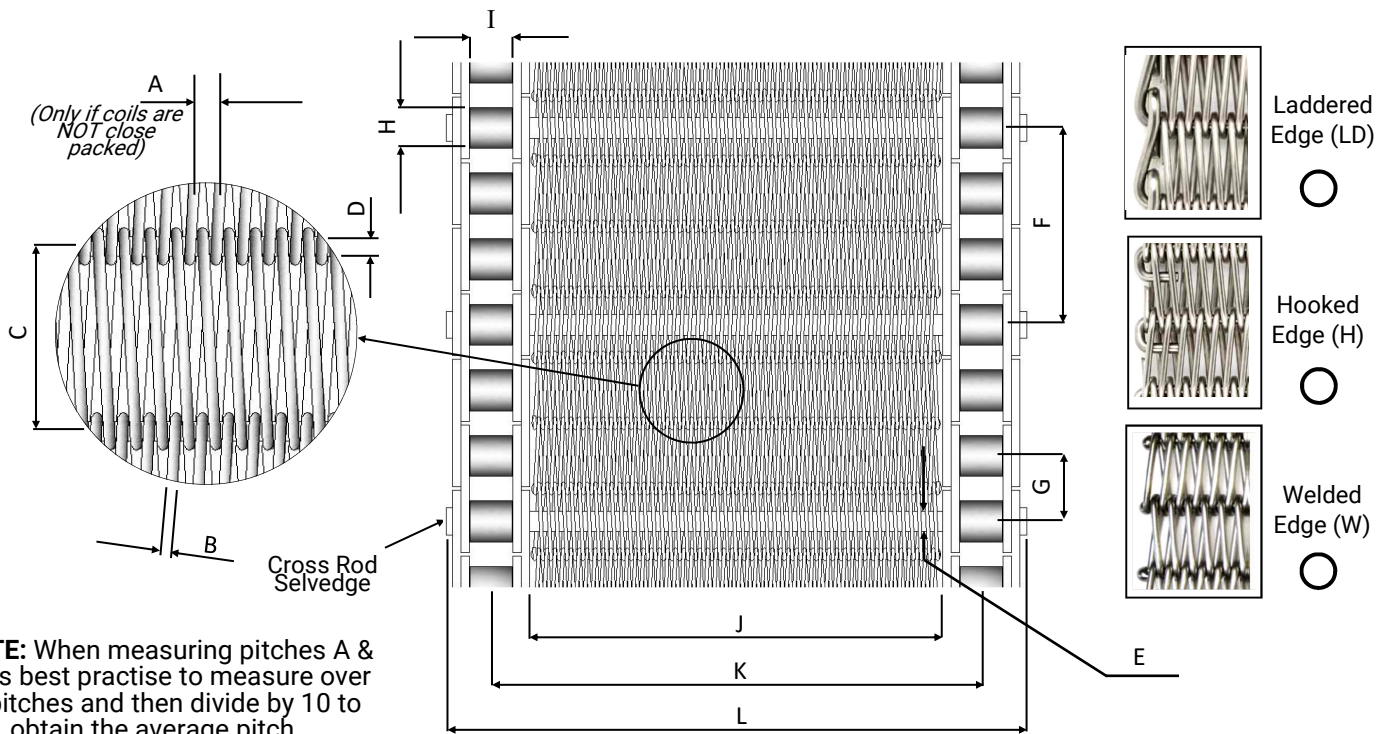
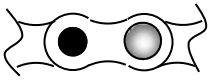



Flat Spiral Mesh Transmission Chain Edge (Rods Through Coils)

Request for Further Information / Quotation

Please supply the following dimensions:



Standard coil spacing as drawing, otherwise confirm (A):	mm	Chain Pitch (G):	mm
Coil Wire Diameter (B): <i>If Flat-Wire, ☐ please give cross-section details.</i>	mm	Chain Roller Dia. (H):	mm
Mesh Cross Wire Pitch (C)*	mm	Inside Chain Width (I):	mm
Mesh Cross Wire Dia. (D):	mm	Width Between Chains / Mesh Width (J):	mm
Cross Rod Diameter (E):	mm	Chain Centres (K):	mm
Cross Rod Pitch (F):	mm	Overall Width (L):	mm
Large Coil at Cross Rod? Yes <input type="radio"/> No <input type="radio"/>		Side Chain Style: Hollow Pin <input type="radio"/> / Solid Pin <input type="radio"/>	
Cross Rod Selvedge Finish  Welded Washer <input type="radio"/>  Cotter Pin & Washer <input type="radio"/>		Optional cross rod selvedge finishes: i) Welded Nut (WN) <input type="radio"/> ii) Welded flush to chain through pin joint ... <input type="radio"/> iii) Other <input type="radio"/>	
Mesh & Cross Rod Material:		Chain Edge Material:	
Please add further information here or on separate sheet: (Please note any Markings or Stamps on Chain or Drive Sprockets)			