



PLATE LINK CONVEYOR BELTS

ROBUST DESIGN & HIGH LOAD CAPACITY

WWW.WIREBELT.CO.UK






PLATE LINK CONVEYOR BELTS

Wire Belt Company's Plate Link belt features an extremely robust design and high load capacity, making it the perfect choice for arduous engineering processes such as presswork, die-casting, and forging.

Plate Link's hinged slats enable it to be subject to the external forces' commonplace in engineering processes, whilst maintaining a superior belt life in comparison to less robust conveyor belt designs. By fitting high load capacity side chains to each Plate Link belt, Wire Belt Company offers a conveyor solution that will both increase production capacity and reduce the risk of downtime.

- All specifications available can be supplied with side plates and cross flights in various combinations of height and design, to your specification enabling elevation or product separation as required by the application.
- We can supply an extensive range of sprockets with these specifications.
- Perforations are available on some slat sizes for applications requiring drainage such as swarf and chip removal and recycling.
- Belts are available in mild steel and 304 and 316 stainless steels with a number of surface finish options including galvanising, bright zinc plating and Teflon coating.
- Complete Plate Link conveyor solutions, including declining and straight running applications, are available from Wire Belt. Please contact our Technical Sales team for further information.





PLATE LINK CONVEYOR BELTS

TYPICAL APPLICATIONS

- Transport
- Drainage
- Sorting
- Elevating
- De-Elevating
- Waste Treatment
- Blanching



PLATE LINK CONVEYOR BELTS

BELT DATA

AVAILABLE BELT SPECIFICATIONS

Description	Pitch		Chain Breaking Load		Construction	Slat Thickness	Roller Diameter	Rod Diameter	Chain Width
	Metric (mm)	Imperial (inches)	Metric (kgs)	Imperial (lbs)					
Light Duty	31.75	1.25	1300	3,000	Loose Link	1.5mm & 2mm	25.4mm	6.35mm or 9.53mm	25.4mm
Light Duty	38.10	1.5	1300	3,000	Loose Link	1.5mm & 2mm	25.4mm	6.35mm or 9.53mm	25.4mm
Light Duty	38.10	1.5	2000	4,500	Conveyor Chain	1.5mm & 2mm	25.4mm	6.35mm	25.4mm
Light Duty	50.80	2	2000	4,500	Conveyor Chain	1.5mm & 2mm	25.4mm	6.35mm	25.4mm
Light Duty	76.20	3	2000	4,500	Conveyor Chain	1.5mm & 2mm	25.4mm	6.35mm	25.4mm
Medium Duty	38.10	1.5	1300	3,000	Loose Link	3mm	25.4mm	9.53mm	25.4mm
Medium Duty	50.80	2	1300	3,000	Loose Link	3mm	25.4mm	9.53mm	25.4mm
Medium Duty	76.20	3	1300	3,000	Loose Link	3mm	25.4mm	9.53mm	25.4mm
Medium Duty	101.60	4	1300	3,000	Loose Link	3mm	25.4mm	9.53mm	25.4mm
Medium Duty	152.4	6	1300	3,000	Loose Link	3mm	25.4mm	9.53mm	25.4mm
Medium Duty	50.80	2	2700	6,000	Conveyor Chain	3mm	31.8mm	9.53mm	31.8mm
Medium Duty	76.20	3	2700	6,000	Conveyor Chain	3mm	31.8mm	9.53mm	31.8mm
Medium Duty	101.60	4	2700	6,000	Conveyor Chain	3mm	31.8mm	9.53mm	31.8mm
Medium Duty	152.4	6	2700	6,000	Conveyor Chain	3mm	31.8mm	9.53mm	31.8mm
Medium Duty	76.20	3	5400	12,000	Conveyor Chain	3mm	47.5mm	12.7mm	31.8mm
Medium Duty	101.60	4	5400	12,000	Conveyor Chain	3mm	47.5mm	12.7mm	31.8mm
Medium Duty	152.4	6	5400	12,000	Conveyor Chain	3mm	47.5mm	12.7mm	31.8mm

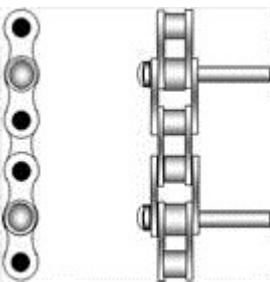
AVAILABLE BELT SPECIFICATIONS

Description	Pitch		Chain Breaking Load		Construction	Slat Thickness	Roller Diameter	Rod Diameter	Chain Width
	Metric (mm)	Imperial (inches)	Metric (kgs)	Imperial (lbs)					
Heavy Duty	76.20	3	5400	12,000	Conveyor Chain	6mm	47.62mm	12.7mm	45mm
Heavy Duty	101.60	4	5400	12,000	Conveyor Chain	6mm	47.62mm	12.7mm	45mm
Heavy Duty	152.4	6	5400	12,000	Conveyor Chain	6mm	47.62mm	12.7mm	45mm
Heavy Duty	203.2	8	5400	12,000	Conveyor Chain	6mm	47.62mm	12.7mm	45mm
Heavy Duty	228.6	9	5400	12,000	Conveyor Chain	6mm	47.62mm	12.7mm	45mm
Heavy Duty	101.60	4	10900	24,000	Conveyor Chain	6mm	66.67mm	19.05mm	57mm
Heavy Duty	152.4	6	10900	24,000	Conveyor Chain	6mm	66.67mm	19.05mm	57mm
Heavy Duty	203.2	8	10900	24,000	Conveyor Chain	6mm	66.67mm	19.05mm	57mm
Heavy Duty	228.6	9	10900	24,000	Conveyor Chain	6mm	66.67mm	19.05mm	57mm
AS1800	38.10	1.5	1800	4,000	Loose Assembly	1.5mm	25.4mm	7.93mm	23.1mm
AS5400	76.20	3	5400	12,000	Loose Assembly	3mm	31.8mm	12.7mm	25mm
AS5400	101.40	4	5400	12,000	Loose Assembly	3mm	31.8mm	12.7mm	30mm
AS10900	101.40	4	10900	24,000	Loose Assembly	3mm	47.62mm	12.7mm	30mm

BELT MATERIALS AVAILABLE

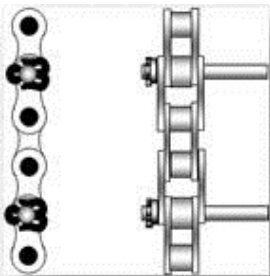
Belts are available in mild steel, 304, and 316 stainless steel with a number of surface finish options including galvanising, bright zinc plating and Teflon coating.

CHAIN EDGE OPTIONS



With welded washer

This is the most common and economical style of finish to a chain edge belt and comprises of a central plate carried through the system by means of edge chains with carrier cross rods through both plate and edge chains. The cross rods are finished at the outside chain edges with a welded washer.

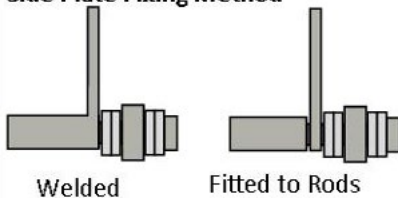


With Cotter Pin & Washer

Although less economical this type of assembly allows the customer or service personnel the ability to replace the edge drive chains when the plate and rods are still serviceable. The assembly comprises of a central plate carried through the system by means of edge chains with carrier cross rods through both plate and edge chains. The cross rods are finished at the outside with a drilled hole to allow the fitment of a washer & cotter pin. It also allows the repair replacement of sections of belt without the need to grind off rod heads and weld back together.

FIXING METHOD

Side Plate Fixing Method



All available specifications can be supplied with side plates and cross flights in various combinations of height and design enabling elevation or product separation as required by the application.

PLATE LINK CONVEYOR BELTS

DRIVE COMPONENTS

Chain Edge Sprockets

Chain Pitch (mm)	Number of Teeth		
	8	10	12
31.8	83.10	102.91	122.87
38.1	99.56	123.29	147.21
50.8	132.75	164.39	196.28
76.2	199.12	246.59	294.41
101.6	265.49	328.78	392.55
152.4	398.24	493.18	588.83

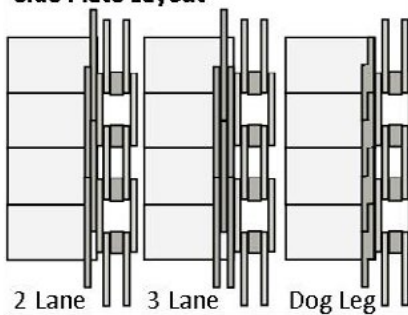
SIDE PLATES AND CROSS FLIGHTS



All available specifications can be supplied with side plates and cross flights in various combinations of height and design enabling elevation or product separation as required by the application.

SIDE PLATE LAYOUT OPTIONS

Side Plate Layout





Distributed by:



Our policy is one of continuous improvement and we reserve the right to change specifications at any time and without notice, or modify these to suit manufacturing processes.

