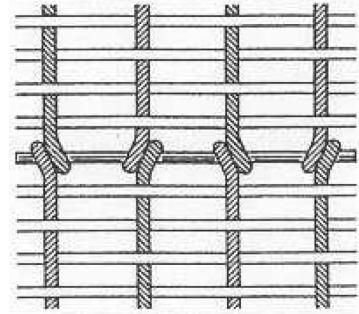


# Self Tracking Belt

## Joining Methods

### Pin-Joint

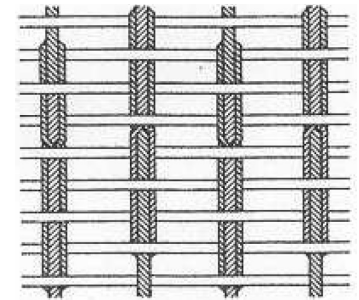
This is the preferred joining system. The leading and railing ends of the belt feature pre-formed loops, through which a pin is inserted. The belt can then be easily and quickly joined and disassembled on the machine



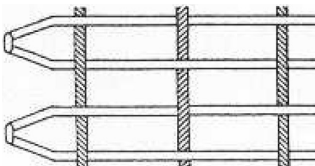
### Endless Seam

The belt is supplied endless, with the warp cables interwoven to create a seam. This system is used when uniform openings are required down the length of the belt.

This joining method requires that the belt be fitted on the machine from the side and therefore a special machine design is required.



### Edges



Weft wires are plasma welded together in groups of 2 or 3 wires. This prevents shifting of the weft wires and damaging of the edges.

